

C-Line

Lifting Equipment

4500



5500



Electrohydraulic underwheel scissors type lift for total wheel alignment "CT" with:
- rear oscillating platforms and recesses for front turntables.

Auxiliary wheel release lift "LT".

Versions available:

Superlift 55/XC CT LT - Superlift 55/XC CT - Superlift 55/XC

Superlift 45/XC CT LT - Superlift 45/XC CT - Superlift 45/XC



Electrohydraulic underwheel
scissors type lift

SUPERLIFT 45/XC
SUPERLIFT 55/XC

SUPERLIFT 45/XC
SUPERLIFT 55/XC

Electrohydraulic underwheel scissors type lift




Main features

1. Lift table with double lifting cylinder to ensure a constant parallel lift movement.
2. Control unit with few essential keys and clear and intuitive functional icons.
3. The wheel alignment versions of the range already include the possibility of adjust the base frame.
4. Adjustable mechanical safety device, also for exact adjustment for wheel alignment.



Main features

- 5. Adjustable recess for the turntable.
- 6. Sliding plates with air central locking.
- 7. Lift table with double lifting cylinder and double extensions, in front and rear, which is very flexible, no movement of vehicle on the lift needed.
- 8. Double lifting lever to ensure a constant parallel lift movement.
- 9. Easy drive on with short and sturdy ramps due to very low height.



Supplied accessories

All models supplied with:

- Automatic runway levelling system with master/slave hydraulic circuit.
- Self-lubricating bushings on all rotating parts.
- Set of 4 rubber pads.

Optional accessories

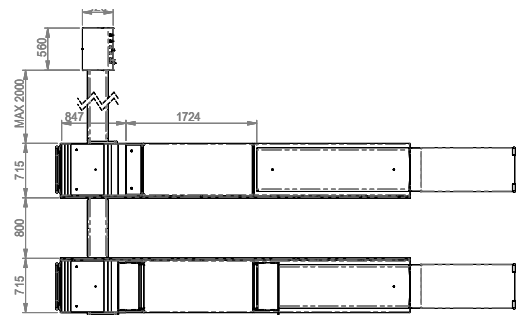
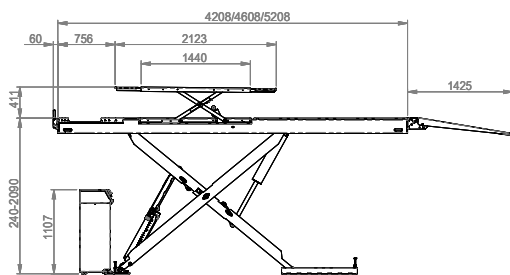
- Pair of cross pieces and pads for off-road vehicles.
- Kit for flush installations.

Technical data

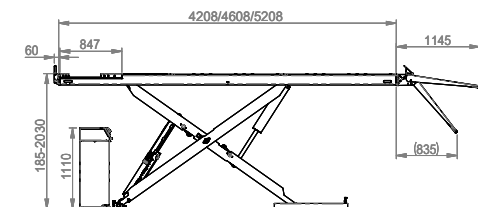
SUPERLIFT	45/XC	55/XC
Main lift capacity	4500 kg	5500 kg
"LT" capacity	4000 kg	
Lifting time	45 s	
Motor	400/230V - 3kW - 3ph - 50 /60 Hz	
Main lift max. lifting height	2010 / 2030 / 2090 mm	
"LT" max. lifting height	411 mm	
Lift minimum height	165 / 185 / 240 mm	
Runboard length	4208 mm	4608 / 5208 mm

Dimensions

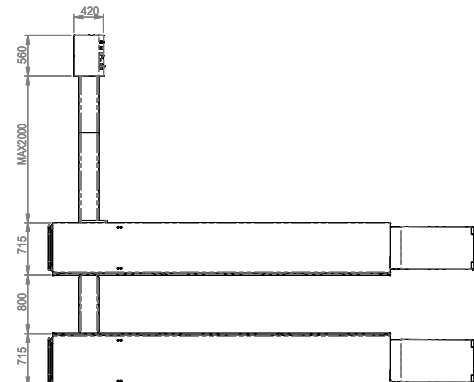
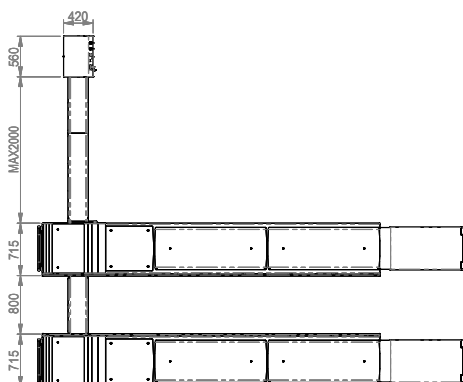
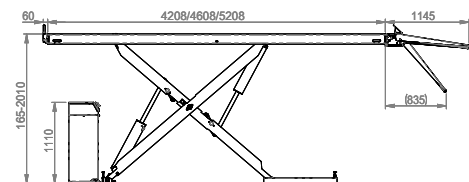
S.LIFT 45-55/XC CT LT



S.LIFT 45-55/XC CT



S.LIFT 45-55/XC



The illustrations, configurations and technical features in this publication are intended to present the product only, and are subject to variation. To ensure correct ordering, always refer to the current price list.

